






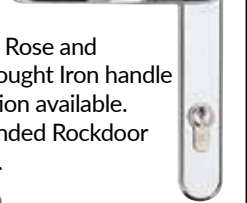

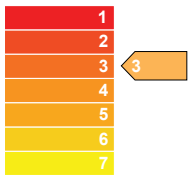












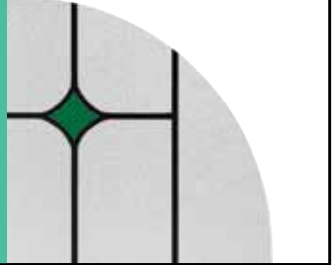








Your  
Choice

ROCKDOOR



<h1>ULTIMATE</h1> <p>Series</p>	<h2>Thermal Efficiency</h2> <ul style="list-style-type: none"> <li>• Largest collection of glazed A++Rated doors available.</li> <li>• 50mm thick sash.</li> <li>• Carbon fibre reinforcement.</li> <li>• 22mm Argon filled units.</li> <li>• Soft coat glass.</li> <li>• Warm edge spacerbar technology.</li> <li>• 5 chamber outer profile.</li> <li>• Outer profile reinforced thermal rebar.</li> <li>• Twin seal weather gasket.</li> </ul> 	<h2>Strength</h2> <ul style="list-style-type: none"> <li>• Carbon fibre reinforcing.</li> <li>• Made to measure.</li> <li>• Unique construction.</li> <li>• 50mm sash.</li> <li>• 3mm high impact external skin.</li> <li>• 3mm high impact internal skin.</li> <li>• 44mm rigid core.</li> </ul> 	<h2>Security</h2> <ul style="list-style-type: none"> <li>• 3 star TS007 Kitemark 'Sold Secure Diamond' cylinder.</li> <li>• Secured by Design German engineered hook locks.</li> <li>• 25mm solid brass hooks (plus 4 hook option).</li> <li>• Full length keep.</li> <li>• Deadlock.</li> </ul> 	<h2>Glazing</h2> <ul style="list-style-type: none"> <li>• Crisp edge CNC aperture.</li> <li>• S-Glazed technology.</li> <li>• High security glazing system.</li> <li>• Draft &amp; leak proof seal.</li> </ul> 	<h2>Glass Designs</h2> <ul style="list-style-type: none"> <li>• Available from all the series.</li> <li>• Gluechip &amp; sandblasted.</li> <li>• Beveled designs.</li> <li>• Coloured film designs.</li> <li>• Crystal bevel designs.</li> </ul> 	<h2>Letterplate</h2> <ul style="list-style-type: none"> <li>• Solid metal surround.</li> <li>• Thermal/acoustic seal.</li> <li>• Fully sprung closing.</li> <li>• 180° opening.</li> </ul>  	<h2>Handle</h2> <ul style="list-style-type: none"> <li>• Attractive backplates with ergonomic levers.</li> <li>• Weight balanced spring cassette for ease of operation.</li> <li>• Concealed anti-drill plate.</li> <li>• 3 security fixings.</li> <li>• Bar, Rose and Wrought Iron handle option available.</li> <li>• Branded Rockdoor key.</li> </ul>  
<h1>ELITE</h1> <p>Series</p>	<h2>Thermal Efficiency</h2> <ul style="list-style-type: none"> <li>• 44mm thick sash.</li> <li>• 18mm Argon filled units.</li> <li>• Hard coat glass.</li> <li>• Warm edge spacerbar technology.</li> <li>• 5 chamber outer profile.</li> <li>• Outer profile reinforced thermal rebar.</li> <li>• Twin seal weather gasket.</li> </ul> 	<h2>Strength</h2> <ul style="list-style-type: none"> <li>• Aluminium reinforcing.</li> <li>• Made to measure.</li> <li>• Unique construction.</li> <li>• 44mm sash.</li> <li>• 2mm high impact external skin.</li> <li>• 2mm high impact internal skin.</li> <li>• 40mm rigid core.</li> </ul> 	<h2>Security</h2> <ul style="list-style-type: none"> <li>• German engineered lock.</li> <li>• 20mm steel hooks.</li> <li>• Individual pocket keeps.</li> <li>• Deadlock.</li> <li>• 3 star cylinder / guard configuration.</li> </ul> 	<h2>Glazing</h2> <ul style="list-style-type: none"> <li>• Crisp edge CNC aperture.</li> <li>• S-Glazed technology.</li> <li>• High security glazing system.</li> <li>• Draft &amp; leak proof seal.</li> </ul> 	<h2>Glass Designs</h2> <ul style="list-style-type: none"> <li>• Available from the Elite &amp; Select series.</li> <li>• Sandblasted.</li> <li>• Beveled designs.</li> <li>• Coloured film designs.</li> <li>• Crystal bevel designs.</li> </ul> 	<h2>Letterplate</h2> <ul style="list-style-type: none"> <li>• Minimal plastic surround.</li> <li>• Thermal/acoustic seal.</li> <li>• Fully sprung closing.</li> <li>• 180° opening.</li> </ul>  	<h2>Handle</h2> <ul style="list-style-type: none"> <li>• Attractive levers &amp; backplates.</li> <li>• Spring cassette for ease of operation.</li> <li>• 2 security fixings.</li> <li>• Standard key.</li> </ul>  
<h1>SELECT</h1> <p>Series</p>	<h2>Thermal Efficiency</h2> <ul style="list-style-type: none"> <li>• 44mm thick sash.</li> <li>• 18mm double glazed units.</li> <li>• Warm edge spacerbar technology.</li> <li>• 5 chamber outer profile.</li> <li>• Outer profile reinforced thermal rebar.</li> <li>• Twin seal weather gasket.</li> </ul> 	<h2>Strength</h2> <ul style="list-style-type: none"> <li>• Aluminium reinforcing.</li> <li>• Made to measure.</li> <li>• Unique construction.</li> <li>• 44mm sash.</li> <li>• 2mm high impact external skin.</li> <li>• 2mm high impact internal skin.</li> <li>• 40mm rigid core.</li> </ul> 	<h2>Security</h2> <ul style="list-style-type: none"> <li>• German engineered lock.</li> <li>• 20mm steel bolts.</li> <li>• Individual pocket keeps.</li> <li>• Deadlock.</li> </ul> 	<h2>Glazing</h2> <ul style="list-style-type: none"> <li>• Crisp edge CNC aperture.</li> <li>• S-Glazed technology.</li> <li>• High security glazing system.</li> <li>• Draft &amp; leak proof seal.</li> </ul> 	<h2>Glass Designs</h2> <ul style="list-style-type: none"> <li>• Available from the Select series.</li> <li>• Coloured film designs.</li> <li>• Crystal bevel designs.</li> </ul> 	<h2>Letterplate</h2> <ul style="list-style-type: none"> <li>• Plastic surround.</li> <li>• Thermal/acoustic seal.</li> <li>• Fully sprung closing.</li> <li>• 90° opening.</li> </ul>  	<h2>Handle</h2> <ul style="list-style-type: none"> <li>• Designed for everyday use levers &amp; backplates.</li> <li>• Spring cassette for ease of operation.</li> <li>• 2 security fixings.</li> <li>• Standard key.</li> </ul>  



## ULTIMATE

Series

Rockdoors most secure, stylish and thermally efficient composite door, the Ultimate Series provides homeowners everything they could ever need from a top of the range entrance door. If you choose from the Ultimate Series, you can also select a glass design from the Elite or Select Series.



## ELITE

Series

Elite Series features a popular range of door styles for homeowners wanting a high quality door, a stylish glass design and good quality furniture. If you choose from the Elite Series, you can also select a glass design from the Select Series.



## SELECT

Series

The Select Series provides a simple and affordable solution for homeowners looking for basic glass designs, whilst still wanting an attractive looking secure composite door.

Colour, inside & out

Rockdoors are available in 13 different colours as shown. As Rockdoors are ‘made to order’ all colours shown are available inside & out. Please check colour swatch before ordering.

Visit [rockdoor.com](http://rockdoor.com) and use our innovative ‘door visualiser’ to see a Rockdoor on your own home.



Coloured Drip Bars

Choose a colour matched Drip Bar to complement the colour of your door.



Carolina



Clear Glass Clear Glass Clear Glass

Jacobean



Clear Glass Scorpio Apollo Empire Inspire

Illinois



Clear Glass Trinity Pinnacle Empire

Newark



Clear Glass Lantern Bright Star Citadel Jubilee

Classic



Clear Glass Clear Glass

Vermont



Clear Glass Haze Quadra Grey Shades Trio

Cottage View Light



Clear Glass Clear Glass Clear Glass

Stable Spy View



Clear Glass Clear Glass Clear Glass

Stable View Light




Clear Glass Clear Glass Clear Glass

Kentucky



Clear Glass Diamond Lead Aquarius

All the glass designs from both Elite & Select Series are available in the Ultimate Series.



Cottage Spy View



Clear Glass Clear Glass Clear Glass

Stable Diamond



Clear Glass Clear Glass Clear Glass

Montana



Clear Glass Libra Renaissance



Inspire



Kudos

Indiana



Dakota



Arcacia



Clear Glass



Cosmopolitan

English Cottage



Clear Glass



Clear Glass



Square Lead

Portland



Clear Glass



Beacon



Horizon



Apostle

Windsor



Clear Glass



Triton



Titania



Square Lead

Virginia



Clear Glass



Clear Glass

Vogue



Clear Glass



Ocean



Cube



Abyss

Regency



Clear Glass



Clear Glass



Clear Glass

Georgia



Clear Glass



Constellation



Northern Star

Tennessee



Clear Glass



Clear Glass



Dorado

Colonial



Vogue French Door



Clear Glass



Clear Glass

Classic French Door



Clear Glass



Clear Glass



Clear Glass



Furniture Colours




Polished Chrome



Graphite



Polished Gold



Midnight Black

Furniture

Lever/Lever  
(Standard)



Lever/Pad  
(Exterior only)




Rose Handle  
(Stainless steel only)



Wrought Iron  
(Black only)



Bar Handle  
(Round)  
(Stainless steel only)



Letterplate



Victorian Centre Knob  
(Available in Chrome,  
Graphite and Gold)

Numerals




Stainless steel bar handles (Available in the Dakota, Indiana, Vermont & Vogue) Indiana & Vermont door styles have minimum width size restrictions.

Security



2 Hook Lock (Standard)  
4 Hook Lock



Security Mesh



Urn Knocker  
(Standard)



Urn Knocker with spy  
hole (Standard)



Knocker  
(Contemporary)  
(Stainless steel only)




Vault Laminated Glass  
Key inside only



Security Chain



Night Latch  
With or without finger pull



Thumbturn  
Document Q Compliant



Secured by Design  
Not available with all glass designs

Guide to Energy Ratings

Rockdoors are not only secure, they're extremely thermally efficient too. A 50mm thick sash, carbon fibre reinforcement, S-glaze technology and a high density core see to that. The chart to the right helps you determine the energy ratings of our Ultimate Series doors.

Rockdoor offer the largest range of A++ doors available.

Backing Glass

Backing glass makes a difference to the energy efficiency of your door. Choosing a clear backing glass allows us to use Soft Coat Glass, which ensures minimum heat loss but maximum solar gain. Choosing a patterned backing glass (see back cover), will change your doors energy rating.

Threshold (Available in all the Series)

1. Aluminium Threshold

Low aluminium thresholds measuring just 15mm high provide convenient access to the home for prams and wheelchairs. Our unique rubber gaskets help provide a thermally efficient threshold ensuring you are happy with your door for years to come. Perfectly suited to wooden or laminate floors.



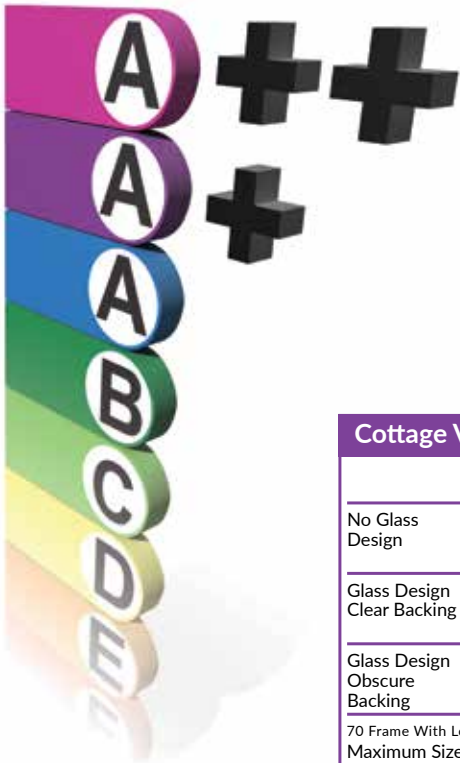
2. Slim PVC-U Threshold

Choose a slim threshold for exceptional thermal efficiency and functionality. The unbeatable seal provided by a slim threshold gives you the very best energy ratings and u-values available. The 50mm slim threshold also provides easy access to the home and provides a neat finish for carpeted rooms.



3. Full PVC-U Threshold

Similar to a slim threshold, a 70mm full threshold provides exceptional thermal efficiency. Following a survey, your flooring height may mean a full threshold is required for your door for the perfect installation.



Arcacia	
PVC-U Threshold	Aluminium Threshold
No Glass Design	A++
Glass Design Clear Backing	A++
Glass Design Obscure Backing	A
70 Frame With Low Aluminium Threshold Maximum Size: 1016 x 2172 Minimum Size: 818 x 1837	

Cottage View Light	
PVC-U Threshold	Aluminium Threshold
No Glass Design	A++
Glass Design Clear Backing	A++
Glass Design Obscure Backing	A
70 Frame With Low Aluminium Threshold Maximum Size: 1016 x 2172 Minimum Size: 816 x 1862	

Jacobean	
PVC-U Threshold	Aluminium Threshold
No Glass Design	A++
Glass Design Clear Backing	A++
Glass Design Obscure Backing	A
70 Frame With Low Aluminium Threshold Maximum Size: 1016 x 2172 Minimum Size: 861 x 1875	

Stable Diamond	
PVC-U Threshold	Aluminium Threshold
No Glass Design	A++
70 Frame With Low Aluminium Threshold Maximum Size: 1016 x 2092 Minimum Size: 804 x 1782	

Vogue	
PVC-U Threshold	Aluminium Threshold
No Glass Design	A++
Glass Design Clear Backing	A++
Glass Design Obscure Backing	A
70 Frame With Low Aluminium Threshold Maximum Size: 1016 x 2172 Minimum Size: 783 x 1924	

Carolina	
PVC-U Threshold	Aluminium Threshold
No Glass Design	A++
Glass Design Clear Backing	A++
Glass Design Obscure Backing	A
70 Frame With Low Aluminium Threshold Maximum Size: 1016 x 2172 Minimum Size: 877 x 1832	

Dakota	
PVC-U Threshold	Aluminium Threshold
No Glass Design	A++
70 Frame With Low Aluminium Threshold Maximum Size: 1016 x 2172 Minimum Size: 783 x 1838	
U-Value of 0.89 W/m²K with a low ali threshold	

Kentucky	
PVC-U Threshold	Aluminium Threshold
No Glass Design	A++
Glass Design Clear Backing	A++
Glass Design Obscure Backing	A
70 Frame With Low Aluminium Threshold Maximum Size: 1016 x 2172 Minimum Size: 876 x 1875	

Stable Spy View	
PVC-U Threshold	Aluminium Threshold
No Glass Design	A++
70 Frame With Low Aluminium Threshold Maximum Size: 1016 x 2092 Minimum Size: 781 x 1742	

Windsor	
PVC-U Threshold	Aluminium Threshold
No Glass Design	A++
Glass Design Clear Backing	A++
Glass Design Obscure Backing	A
70 Frame With Low Aluminium Threshold Maximum Size: 1016 x 2172 Minimum Size: 856 x 1875	

English Cottage	
PVC-U Threshold	Aluminium Threshold
No Glass Design	A++
Glass Design Clear Backing	A++
Glass Design Obscure Backing	A
70 Frame With Low Aluminium Threshold Maximum Size: 1016 x 2172 Minimum Size: 787 x 1870	

Montana	
PVC-U Threshold	Aluminium Threshold
No Glass Design	A++
Glass Design Clear Backing	A++
Glass Design Obscure Backing	A
70 Frame With Low Aluminium Threshold Maximum Size: 1016 x 2172 Minimum Size: 792 x 1871	

Stable View Light	
PVC-U Threshold	Aluminium Threshold
No Glass Design	A++
70 Frame With Low Aluminium Threshold Maximum Size: 1016 x 2092 Minimum Size: 816 x 1782	

Classic French Door	
PVC-U Threshold	Aluminium Threshold
No Glass Design	1.2 w/m²k
70 Frame With Low Aluminium Threshold Maximum Size: 1930 x 2172 Minimum Size: 1730 x 1959	
Secured by Design SBD Police Preferred Specification	

Classic	
PVC-U Threshold	Aluminium Threshold
No Glass Design	A++
70 Frame With Low Aluminium Threshold Maximum Size: 1016 x 2172 Minimum Size: 916 x 1873	

Georgia	
PVC-U Threshold	Aluminium Threshold
No Glass Design	A++
Glass Design Clear Backing	A++
Glass Design Obscure Backing	A
70 Frame With Low Aluminium Threshold Maximum Size: 1016 x 2172 Minimum Size: 832 x 1871	

Newark	
PVC-U Threshold	Aluminium Threshold
No Glass Design	A++
Glass Design Clear Backing	A++
Glass Design Obscure Backing	A
70 Frame With Low Aluminium Threshold Maximum Size: 1016 x 2172 Minimum Size: 877 x 1883	

Tennessee	
PVC-U Threshold	Aluminium Threshold
No Glass Design	A++
Glass Design Clear Backing	A++
Glass Design Obscure Backing	A
70 Frame With Low Aluminium Threshold Maximum Size: 1016 x 2172 Minimum Size: 856 x 1822	

Colonial	
PVC-U Threshold	Aluminium Threshold
No Glass Design	A++
70 Frame With Low Aluminium Threshold Maximum Size: 1016 x 2172 Minimum Size: 837 x 1802	
U-Value of 0.89 W/m²K with a low ali threshold	

Illinois	
PVC-U Threshold	Aluminium Threshold
No Glass Design	A++
Glass Design Clear Backing	A++
Glass Design Obscure Backing	A
70 Frame With Low Aluminium Threshold Maximum Size: 1016 x 2172 Minimum Size: 876 x 1882	

Portland	
PVC-U Threshold	Aluminium Threshold
No Glass Design	A++
Glass Design Clear Backing	A++
Glass Design Obscure Backing	A
70 Frame With Low Aluminium Threshold Maximum Size: 1016 x 2172 Minimum Size: 876 x 1882	

Vermont	
PVC-U Threshold	Aluminium Threshold
No Glass Design	A++
Glass Design Clear Backing	A++
Glass Design Obscure Backing	A
70 Frame With Low Aluminium Threshold Maximum Size: 1016 x 2172 Minimum Size: 783 x 1924 (Bar Handle minimum width 810)	

Vogue French Door	
PVC-U Threshold	Aluminium Threshold
No Glass Design	1.2 w/m²k
70 Frame With Low Aluminium Threshold Maximum Size: 1930 x 2172 Minimum Size: 1464 x 1959	
Secured by Design SBD Police Preferred Specification	

Cottage Spy View	
PVC-U Threshold	Aluminium Threshold
No Glass Design	A++
Glass Design Clear Backing	A++
Glass Design Obscure Backing	A
70 Frame With Low Aluminium Threshold Maximum Size: 1016 x 2172 Minimum Size: 781 x 1822	

Indiana	
PVC-U Threshold	Aluminium Threshold
No Glass Design	A++
70 Frame With Low Aluminium Threshold Maximum Size: 1016 x 2172 Minimum Size: 876 x 1882	
(Bar Handle minimum width 860)	
U-Value of 0.89 W/m²K with a low ali threshold	

Regency	
PVC-U Threshold	Aluminium Threshold
No Glass Design	A++
Glass Design Clear Backing	A++
Glass Design Obscure Backing	A
70 Frame With Low Aluminium Threshold Maximum Size: 1016 x 2172 Minimum Size: 877 x 1802	

Virginia	
PVC-U Threshold	Aluminium Threshold
No Glass Design	A++
Glass Design Clear Backing	A++
Glass Design Obscure Backing	A
70 Frame With Low Aluminium Threshold Maximum Size: 1016 x 2172 Minimum Size: 836 x 1877	



Regency



Clear Glass Clear Glass Clear Glass

Colonial



Clear Glass Clear Glass Clear Glass

Jacobean



Clear Glass Summit Ellipse Linear Square Lead

Kentucky



Clear Glass Summit Ellipse Linear

Windsor



Clear Glass Summit Ellipse Linear

Arcacia




Clear Glass Summit Ellipse

Tennessee



Clear Glass Summit Ellipse Linear

All the glass designs from **Select Series** are available in the **Elite Series**.



All Colours are available

Energy Ratings

Arcacia	PVC-U Threshold	Aluminium Threshold
No Glass Design	<b>C</b>	<b>C</b>
Glass Design Clear Backing	<b>C</b>	<b>C</b>
Glass Design Obscure Backing	<b>D</b>	<b>D</b>
70 Frame With Low Aluminium Threshold Maximum Size: 1016 x 2172 Minimum Size: 856 x 1925		

Colonial	PVC-U Threshold	Aluminium Threshold
No Glass Design	<b>B</b>	<b>B</b>
70 Frame With Low Aluminium Threshold Maximum Size: 1016 x 2172 Minimum Size: 856 x 1925		

Jacobean	PVC-U Threshold	Aluminium Threshold
No Glass Design	<b>C</b>	<b>C</b>
Glass Design Clear Backing	<b>C</b>	<b>C</b>
Glass Design Obscure Backing	<b>D</b>	<b>D</b>
70 Frame With Low Aluminium Threshold Maximum Size: 1016 x 2172 Minimum Size: 856 x 1925		


Kentucky	PVC-U Threshold	Aluminium Threshold
No Glass Design	<b>C</b>	<b>C</b>
Glass Design Clear Backing	<b>C</b>	<b>C</b>
Glass Design Obscure Backing	<b>D</b>	<b>D</b>
70 Frame With Low Aluminium Threshold Maximum Size: 1016 x 2172 Minimum Size: 856 x 1925		

Regency	PVC-U Threshold	Aluminium Threshold
No Glass Design	<b>C</b>	<b>C</b>
Glass Design Clear Backing	<b>C</b>	<b>C</b>
Glass Design Obscure Backing	<b>D</b>	<b>D</b>
70 Frame With Low Aluminium Threshold Maximum Size: 1016 x 2172 Minimum Size: 856 x 1925		

Tennessee	PVC-U Threshold	Aluminium Threshold
No Glass Design	<b>C</b>	<b>C</b>
Glass Design Clear Backing	<b>C</b>	<b>C</b>
Glass Design Obscure Backing	<b>D</b>	<b>D</b>
70 Frame With Low Aluminium Threshold Maximum Size: 1016 x 2172 Minimum Size: 856 x 1925		

Windsor	PVC-U Threshold	Aluminium Threshold
No Glass Design	<b>C</b>	<b>C</b>
Glass Design Clear Backing	<b>C</b>	<b>C</b>
Glass Design Obscure Backing	<b>D</b>	<b>D</b>
70 Frame With Low Aluminium Threshold Maximum Size: 1016 x 2172 Minimum Size: 856 x 1925		

Security Options



2 Hook Locks Security Chain



Lever/Pad (Exterior only) Lever/Lever (Standard)

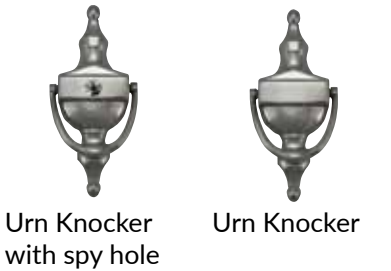


Letterplate



Victorian Centre Knob (Chrome only) Numerals

Furniture Options



Urn Knocker with spy hole Urn Knocker

Colours



Chrome Gold



Regency



Clear Glass Clear Glass Clear Glass

Colonial



Clear Glass Red Diamond Green Diamond

Jacobean



Clear Glass Green Diamond Crystal Bevel Crystal Bevel

Kentucky



Clear Glass Red Diamond White Diamond Crystal Bevel

Windsor



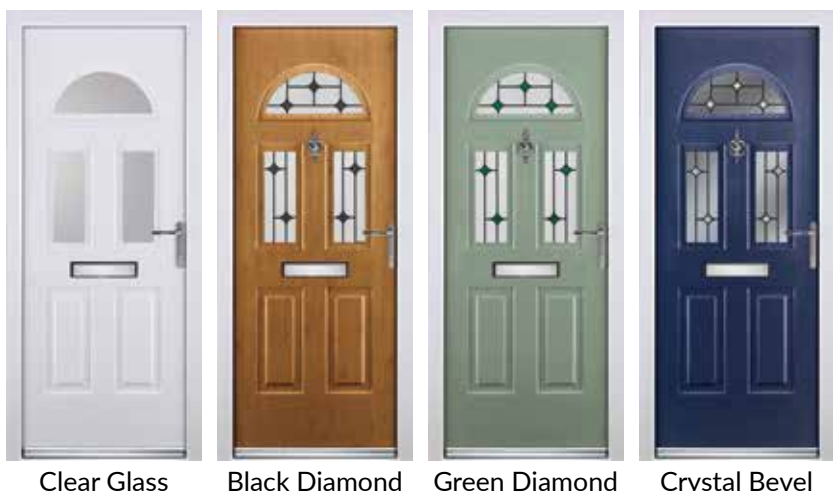
Clear Glass White Diamond Diamond Lead Crystal Bevel

Arcacia




Clear Glass Red Diamond Crystal Bevel

Tennessee




Clear Glass Black Diamond Green Diamond Crystal Bevel

Design your door at  
Rockdoor.com



Security Options



2 Hook Locks Security Chain



Lever/Pad (Exterior only) Lever/Lever (Standard)



Letterplate



Victorian Centre Knob (Chrome only) Numerals

Furniture Options



Urn Knocker with spy hole Urn Knocker

Colours



Chrome Gold

Energy Ratings

Arcacia			Colonial			Jacobean			Kentucky			Regency			Tennessee			Windsor		
	PVC-U Threshold	Aluminium Threshold		PVC-U Threshold	Aluminium Threshold		PVC-U Threshold	Aluminium Threshold		PVC-U Threshold	Aluminium Threshold		PVC-U Threshold	Aluminium Threshold		PVC-U Threshold	Aluminium Threshold		PVC-U Threshold	Aluminium Threshold
No Glass Design			No Glass Design			No Glass Design			No Glass Design			No Glass Design			No Glass Design			No Glass Design		
Glass Design Clear Backing			70 Frame With Low Aluminium Threshold Maximum Size: 1016 x 2172 Minimum Size: 856 x 1925			Glass Design Clear Backing			Glass Design Clear Backing			Glass Design Clear Backing			Glass Design Clear Backing			Glass Design Clear Backing		
Glass Design Obscure Backing						Glass Design Obscure Backing			Glass Design Obscure Backing			Glass Design Obscure Backing			Glass Design Obscure Backing			Glass Design Obscure Backing		
70 Frame With Low Aluminium Threshold Maximum Size: 1016 x 2172 Minimum Size: 856 x 1925			70 Frame With Low Aluminium Threshold Maximum Size: 1016 x 2172 Minimum Size: 856 x 1925			70 Frame With Low Aluminium Threshold Maximum Size: 1016 x 2172 Minimum Size: 856 x 1925			70 Frame With Low Aluminium Threshold Maximum Size: 1016 x 2172 Minimum Size: 856 x 1925			70 Frame With Low Aluminium Threshold Maximum Size: 1016 x 2172 Minimum Size: 856 x 1925			70 Frame With Low Aluminium Threshold Maximum Size: 1016 x 2172 Minimum Size: 856 x 1925			70 Frame With Low Aluminium Threshold Maximum Size: 1016 x 2172 Minimum Size: 856 x 1925		

# Obscure Backing Glass (Available in all the Series)

Choosing an obscure backing glass in replacement of clear glass will reduce the Door Energy Ratings - we recommend all designs featuring Gluechip glass are backed using clear glass to enable us to use Soft Coat glass. Alternatively if you would like a different backing glass, the following options are available.



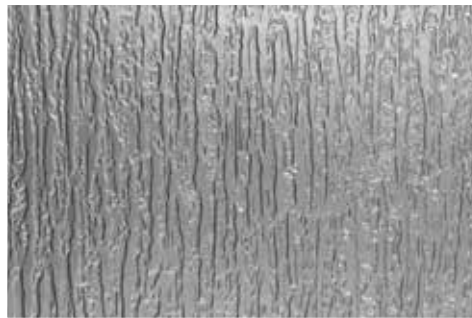
Sandstone



Honeycomb



Woodland



Glacier



Gluechip *(extra cost option)*




Misted *(extra cost option)*

# Additional Designs (Available in all the Series)

We are pleased to offer the following glass options to help you match certain property types or existing window patterns.

*Georgian Bar only available in Windsor, Jacobean, Kentucky, Portland & Stable View Light. Available in White, Light Oak & Woodgrain. Georgian Bar reduces the energy rating.*



Georgian Bar



9mm Diamond Lead



9mm Square Lead



rockdoor.com



All photographs, colours, and images are to be considered representative of the actual products. We reserve the right to change specifications at any time. Please check energy ratings before ordering. All images copyright to Rockdoor Ltd. Rockdoor is a registered trademark. October 2016